




Sign-up for the Navy MWR OverDrive

FREE EBOOKS & EAUDIOBOOKS ARE JUST A CLICK AWAY!



Sign into the Navy MWR Digital Library



Go to: NavyMWRDigitalLibrary.org

Click “Login”

Sign-in with CAC or DS Logon

The screenshot shows the top navigation bar of the Navy MWR Library Program website. The logo on the left includes the text 'MWR LIBRARIES' and 'NAVY MWR LIBRARY PROGRAM'. The navigation menu includes 'Home', 'Login', 'Contact', and 'DS Logon FAQ'. Below the navigation is a purple banner with the text 'eBooks and Digital Products' and several category buttons: 'GENEOLOGY', 'EBOOKS', 'BUSINESS', 'KIDS', 'MAGAZINES & CD-ROMS', 'CAREERS', and 'LIBRARY'. The main content area has the heading 'Who is authorized to use the Navy MWR Digital Library?' followed by a list of authorized users: 'US Navy, US Marine Corps, and US Coast Guard', 'Active duty, retired, and Reservist members and their dependents', 'Civilian and Non-Appropriated Fund Employees', and 'Contractors if eligible for MWR privileges'. Below this is a section for 'Choose Login method: Common Access Card (CAC) or DS Logon.' with a note: 'Note: DS Logon is only available for those 18 and over. Minors must use their sponsor's credentials.' A grey box contains the text 'If CAC login is not working, [get a DS Logon](#)' with a red arrow pointing to it. At the bottom, there are two login options: 'Common Access Card' with a 'Login' button and 'DS Logon' with a 'Login' button. The CAC section includes a description of the card and a note that it may be used from work or home computers equipped with a CAC Reader. The DS Logon section includes a description for those without a CAC and a note that DS Logon is also required if you do not have a CAC & CAC reader attached to your home device. At the bottom of the DS Logon section, it states 'DS Logon is a SECURE service provided by the US Defense Manpower Data Center: (https://www.dmdc.osd.mil)'.

NAVY MWR LIBRARY PROGRAM

Home Login Contact DS Logon FAQ

eBooks and Digital Products

GENEOLOGY EBOOKS BUSINESS KIDS

MAGAZINES & CD-ROMS CAREERS LIBRARY

Who is authorized to use the Navy MWR Digital Library?


US Navy, US Marine Corps, and US Coast Guard

- Active duty, retired, and Reservist members and their dependents
- Civilian and Non-Appropriated Fund Employees
- Contractors if eligible for MWR privileges

Choose Login method: **Common Access Card (CAC)** or **DS Logon**.

Note: DS Logon is only available for those 18 and over. Minors must use their sponsor's credentials.

If CAC login is not working, [get a DS Logon](#)




Common Access Card

Login

Common Access Card (CAC - the current active/civilian/Contractor/NAF Identification) -

May be used from work or home computers equipped with a "CAC Reader"



DS Logon

Login

For those who do not have a Common Access Card (CAC) - typically, retirees & dependents - DS Logon is required.

DS Logon is also required if you do not have a CAC & CAC reader attached to your home device.

DS Logon is a SECURE service provided by the US Defense Manpower Data Center: (<https://www.dmdc.osd.mil>)

Check that you are eligible to use the Navy MWR Digital Library

Log in with your CAC or DS Logon

(Note: If you need a DS Logon, click the link to register)

Follow the link to “Sign up” in EOS

MWR OverDrive

All OverDrive users must update their password as accounts have moved to a new management system, EOS Kitsap MWR, to support the new site Navy.OverDrive.com. [Update your password](#).

Need to register for OverDrive? [Sign-up in the EOS MWR Kitsap](#)



The first time signing into EOS MWR Kitsap, the **PASSWORD is your E-MAIL**. When prompted, enter your email as the "Old Password" and make a new password (minimum 8 characters).

Later in 2021, DoD MWR RBdigital ebooks and audiobooks will move to DoD.OverDrive.com and the Navy OverDrive will merge with the DoD MWR OverDrive.

Resources

[A-Z Directory](#)

[Audio & Ebooks](#)

[Foreign Language & Culture](#)

[Military](#)

[Business & Finance](#)

[Genealogy](#)

[Music](#)

[Careers & Transitioning](#)

[Health](#)

[Science](#)

[Computers/IT](#)

[History](#)

[Video](#)


Register for an account. Using a personal, not military, e-mail is recommended.



Navy MWR OverDrive Library Account

Hosted by Kitsap MWR Recreation Center

My Account Sign Out



Sign In

Show tips

Sign In	Register Now
-------------------------	------------------------------

Sign in required. Enter login information and then click on the Sign In button.

How to Register

Go to "My Account" to register for an OverDrive account. Then sign-in with your email as the password and update your password.

[Go to MWR OverDrive after registering](#)

Phone: 202-433-0785
Email: NSLP@navy.mil



Self Registration

Fill-in required fields and click on the Register button.

*E-mail (User ID):

*First name:

*Last name:

Patron Type:

Department:

*Email (for messages):

Format:

Copyright:

Accept

* Indicates a required field



Sign In

Forgot User ID

How to Register

1. Go to "My Account"
2. Click "Register" & fillout form
3. Sign-in: Password is your e-mail
4. Change password: "Old Password" is your email
5. Sign into Navy MWR OverDrive

Email: NSLP@navy.mil

Sign in with your **email as password**, then change the password

The screenshot displays the 'Navy MWR OverDrive Account Management' page. At the top left is the MWR LIBRARIES logo. The page title is 'Navy MWR OverDrive Account Management', hosted by Kitsap MWR Recreation Center. A green navigation bar contains 'My Account' and 'Sign Out'. A central modal window titled 'Change Password' is open, containing the instruction: 'Enter your old password, enter and confirm your new password, then click on Save.' Below this are three input fields for 'Old password:', 'New password:', and 'Confirm password:'. At the bottom of the modal are 'Save' and 'Cancel' buttons, and a 'Reset Password' link. The background page shows a sidebar with 'Borrow eBooks & audiobooks' and a 'How to Register' section with a 5-step list. Step 3, 'Sign-in: Password is your e-mail', is highlighted with a red border. Below the list, the email address 'NGLP@navy.mil' is displayed.

Change Password

Enter your old password, enter and confirm your new password, then click on Save.

Old password:

New password:

Confirm password:

Save **Cancel**

[Reset Password](#)

How to Register

1. Go to "My Account"
2. Click "Register" & fillout form
- 3. Sign-in: Password is your e-mail**
4. Change password: "Old Password" is your email
5. [Sign into Navy MWR OverDrive](#)

Email: NGLP@navy.mil

Password must be 8 characters or more. You will receive a registration confirmation e-mail.

Your email is the "old password"

Click the link to OverDrive



Navy MWR OverDrive Account Management

Hosted by Kitsap MWR Recreation Center

My Account ▾

Sign Out

My Profile

Show tips

[Edit personal info](#)

Patron

Barcode: test@mail.mil
Patron name: test2 test2
Email address: test@mail.mil
Mail to: Patron email address
Added by: WebOPAC User
Date added: 1/11/2021
Updated by: WebOPAC User
Date updated: 1/11/2021

Institution

Institution type: Military
Department: OverDrive

How to Register

1. Go to "My Account"
2. Click "Register" & fillout form
3. Sign-in: Password is your e-mail
4. Change password: "Old Password" is your email
5. Sign into Navy MWR OverDrive

Email: NGLP@navy.mil



First time signing in?
Do not "Reset" password.

Your email is the password



Welcome to OverDrive!



Navy MWR
OverDrive Collection

[Feedback](#)

[Recent updates](#)

[Help](#)

[Subjects](#)

[Collections](#) ▾

[Kindle Books](#)

 [Search](#)



[Sign in](#)

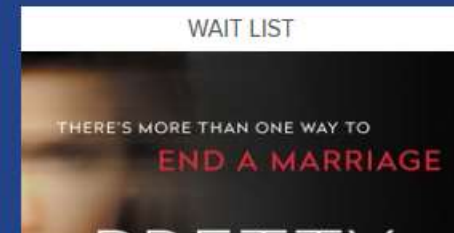
Users must **change their password** in the new EOS Kitsasp account system. Initially, sign into EOS with your email as password, then change the password. OverDrive will upgrade to a new site:

DoD.overdrive.com later in 2021 with an expanded collection.

NEED TO REGISTER? [Sign-up](#)

New additions

[SEE ALL](#)



Click "sign in"

Your Borrower's Account

Feedback | Recent updates | Help



Subjects Collections ▾ Kindle Books

Search Search   My account ▾

Loans

Settings

Holds

GENERAL

Wish list

Lending periods

Rated titles

Set your default lending period for each format.

21 days

21 days

10 days

14 days

30 days

After you've logged in for the first time you'll be taken to your bookshelf where you'll have access to any checked out titles, holds, lists, and account settings like how long you can borrow a book.

You can begin browsing with the menu button at the top or search for specific titles with the box at the top right and get started checking out Audio & Ebooks.

You can change your borrowing period in Settings.

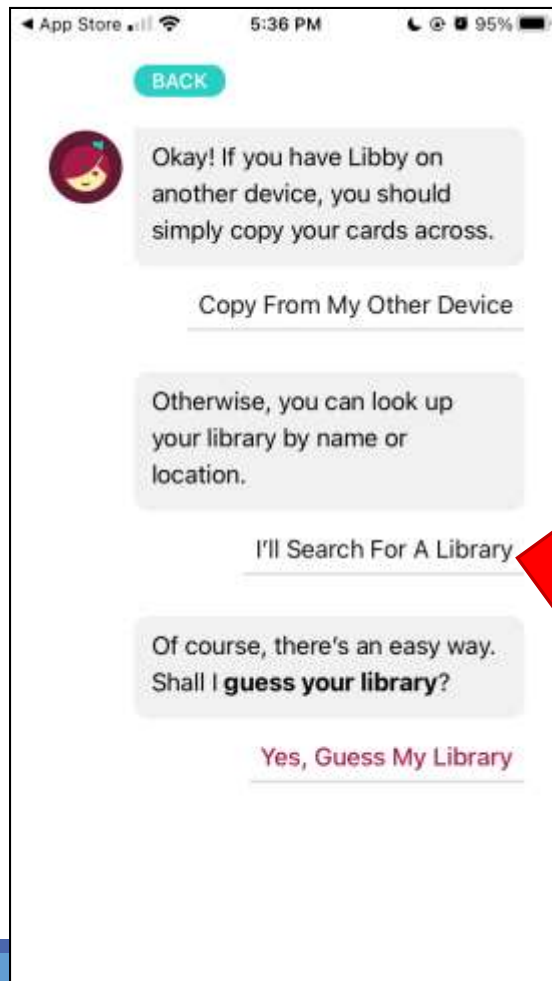
Now use <http://navy.overdrive.com>
or download the OverDrive or Libby
app to borrow books

Need help setting up the
app? Read on...

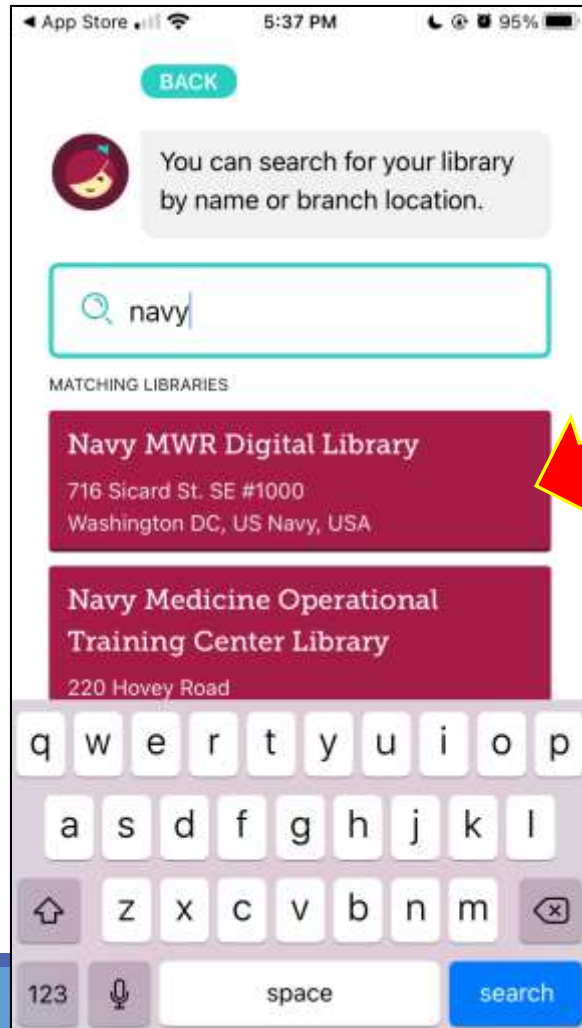


Download the Libby app


Choose “I’ll Search For A Library”



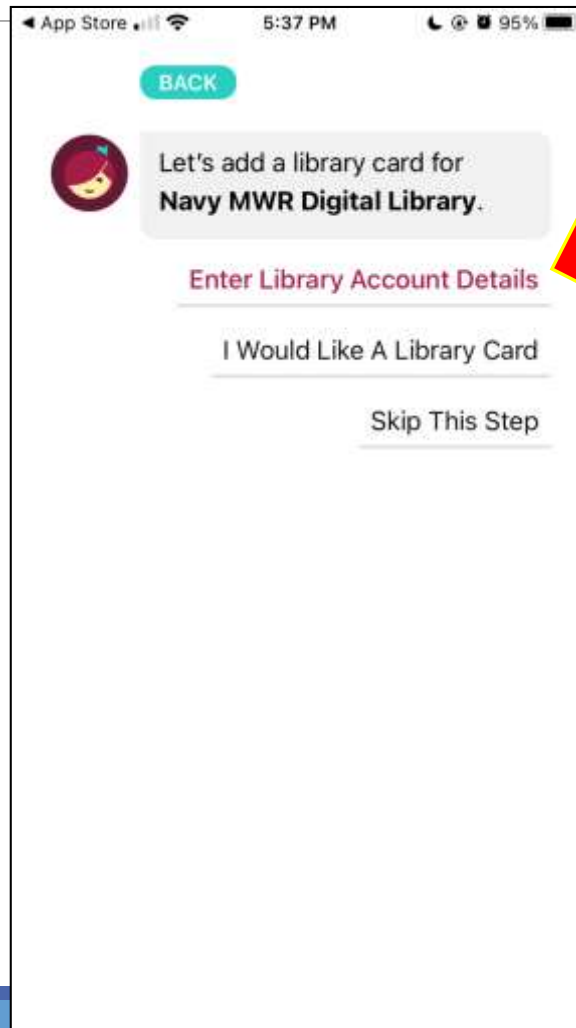
Search for “Navy”



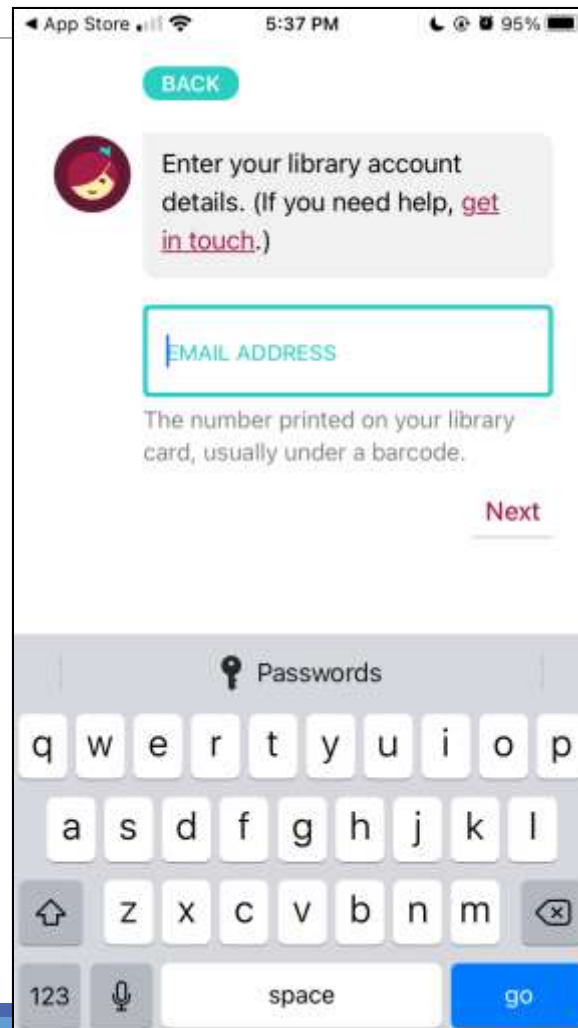
Select “Navy MWR Digital Library”



Enter Library Account Details



Enter your Navy MWR OverDrive account e-mail & password



The screenshot shows a mobile application interface on an iPhone. At the top, the status bar displays "App Store", signal strength, Wi-Fi, the time "5:37 PM", and a battery level of "95%". Below the status bar is a teal "BACK" button. A circular icon with a red and yellow design is positioned to the left of a grey instruction box that reads: "Enter your library account details. (If you need help, [get in touch.](#))". Below this is a teal-bordered input field labeled "EMAIL ADDRESS". Underneath the input field, a note states: "The number printed on your library card, usually under a barcode." At the bottom right of the instruction area is a red "Next" button. The bottom half of the screen shows a keyboard with a "Passwords" header, a standard QWERTY layout, and a blue "go" button.

Start borrowing books!

